


Fisher® Type i2P-100 electro-pneumatic transducer

For safer operations and improved up-time



Type i2P-100 Electro- Pneumatic Transducer

For safer operations and improved up-time

The major issue with the design of electro-pneumatic transducers is the balance between emissions and up-time. If designed to minimize emissions, then the device can be prone to plugging, especially if natural gas is being used as the pneumatic supply.

Introducing the Fisher® Type i2P-100 transducer. It's designed to meet environmental concerns, but optimized to provide maximum up-time. It features dual compartments with an "explosive-fluid seal" to prevent natural gas from migrating to the electrical conduit. Additional advantages offered by the i2P-100 include corrosion resistance, tolerance to dirty supply and vibration resistance.



Approved For Use With Natural Gas

The i2P-100 transducer is ideal when using natural gas as the pneumatic supply, such as in gas production facilities, compressor stations and offshore platforms.



Corrosion Resistance

Converter module coils have a corrosion resistant coating, and all flexures are gold plated to provide protection from hostile environments. Dual compartment housing with an "explosive-fluid seal" separates the pneumatic and electronic components.

Installation

Each i2P-100 converts a millampere input signal to a pneumatic signal to operate a valve actuator, damper drive or valve positioner. It can be mounted directly to the valve actuator case or to a pipestand or surface.



The features, shown below, give the i2P-100 transducer outstanding ability to operate safer while improving up-time.

Plug-In Printed Wiring Board Assembly

To keep water and harsh atmosphere out of the i2P-100's electronic components, we've encased them in a rugged shell. Selectable dip switch settings enable you to configure the output range for 3-15, 6-30 or 3-30 psi (0.2-1.0, 0.4-2.0, or 0.2-2.0 bar). The switch also allows you to set the input range to 4-20, 4-12 or 12-20 mA dc for a 3-15 psi (0.2-1.0 bar) output.

Housing Assembly

The i2P-100 features an "explosive-fluid seal" to meet Canadian Standards Association, U.S. Factory Mutual, ATEX and IEC approvals for use with natural gas. And its NEMA 4X/IP66 housing is built to meet explosion proof and intrinsically safe requirements in the process industry.

Plug-In Converter

The corrosion resistant, rugged i2P-100 uses a modular design that allows for fast replacement of the converter module.

Vent and Pipe-Away Vent Capability


When the i2P-100 transducer exhausts, air is released through the vent to the atmosphere. When not exhausting, the vent closes to prevent water from entering the instrument. If you need to pipe away natural gas, simply remove the vent and screw a 0.25 inch NPT pipe into the housing.


Relay Assembly

The i2P-100 transducer can produce output volume up to 8.0 normal m³/hr (5.0 scfm). Pneumatic tubing connects to a 0.25 inch NPT female connection for output pressure.

Replaceable Filter and Removable Primary Orifice

Particles in pneumatic supply usually clog nozzles in low-bleed transducers. This is not so with the i2P-100. Its 5-micron filter helps prevent clogging of the orifice, thereby minimizing the need for maintenance. The primary orifice is easy to remove for service to promote a longer operating life. The filter and orifice can be accessed from outside the device, without the need for a complete strip down and without removing the cover on the electronics compartment.





Contact your local Emerson Process Management sales office or sales representative location for more information or to make a purchase. Their highly skilled and experienced applications personnel are ready to help you take advantage of the many benefits of the Fisher Type i2P-100 transducer.

© Fisher Controls International LLC 2005 All Rights Reserved.

Fisher is a mark owned by one of the companies in the Emerson Process Management business division of Emerson Electric Co. The Emerson logo is a trademark and service mark of Emerson Electric Co. All other marks are the property of their respective owners.

The contents of this publication are presented for informational purposes only, and while every effort has been made to ensure their accuracy they are not to be construed as warranties or guarantees, expressed or implied, regarding the products or services described herein or their use or applicability. All sales are governed by our terms and conditions, which are available upon request. We reserve the right to modify or improve the designs or specifications of such products at any time without notice. Fisher does not assume responsibility for the selection, use or maintenance of any product. Responsibility for proper selection, use and maintenance of any Fisher product remains solely with the purchaser.

NORTH AMERICA

Emerson Process Management
Marshalltown, Iowa 50158 USA
T 1 (641) 754-3011
F 1 (641) 754-2830
EmersonProcess.com/Fisher

LATIN AMERICA

Emerson Process Management
Sorocaba, Sao Paulo 18087 Brazil
T +(55)(15)238-3788
F +(55)(15)228-3300
EmersonProcess.com/Fisher

EUROPE

Emerson Process Management
Cernay 68700 France
T +(33) (0)3 89 37 64 00
F +(33) (0)3 89 37 65 18
EmersonProcess.com/Fisher

MIDDLE EAST & AFRICA

Emerson FZE
Dubai, United Arab Emirates
T +971 4 883 5235
F +971 4 883 5312
EmersonProcess.com/Fisher

ASIA PACIFIC

Emerson Process Management
Singapore 128461 Singapore
T +(65) 6777 8211
F +(65) 6777 0947
EmersonProcess.com/Fisher

